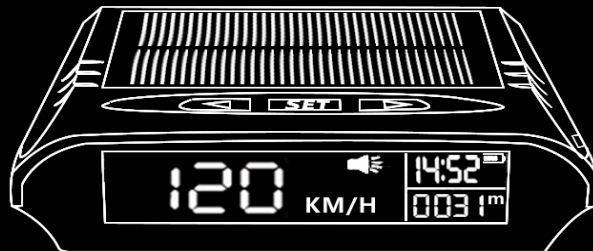


Vehicle-mounted GPS S98

Vehicle-mounted GPS S98

User Manual



版权所有！未征得公司的书面同意,任何公司或个人不得以任何形式（电子、机械、影印、录制或其他形式）对本说明书进行复制和备份。本手册专为公司产品的使用而计,对于将之用于指导其他设备操作而导致的各种后果,本公司不承担任何责任。

因使用者个人或第三方的意外事故,滥用、误用该设备,擅自更改,或修理该设备,或未按公司的操作与保养要求而导致设备损坏、遗失所产生的费用及开支等,公司及其分支机构不承担任何责任。

正式声明:本说明书所提及之其他产品名称,目的在于说明该设备如何使用,其注册商标所有权仍属原公司。

请保存此说明书

产品简介

S98是一款多功能车载GPS产品,产品配置了太阳能充电,500MA电池,高清显示屏,耐高温材质。该产品适用于市场所有车型(包括大卡车,大巴车,商务车,小轿车),产品通过GPS/北斗卫星双通道模块获取卫星信号数据,双信号更稳定。产品特点速度显示,时间显示,太阳能充电待机时间更长,车内温度显示,海拔显示,疲劳驾驶提醒,超速报警,随车启动等优势,炫酷迷你机身设计,占用空间小,也是一款车内装饰品,您值得拥有。

特点主要功能

- 1*车速显示
- 2*时间显示
- 3*太阳能充电
- 4*车内温度显示
- 5*海拔显示

主要特点

- 1*采用博世进口芯片
- 2*太阳能充电功能
- 3*迷你炫酷机身设计
- 4*高清显示屏
- 5*显示亮度自动调节
- 6*随车启动

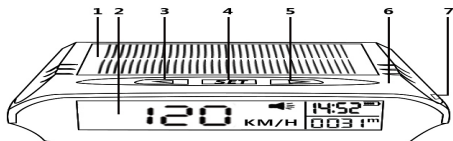
报警提示功能

- 1.超速报警
- 2.整点报时半时报时
- 3.疲劳驾驶提醒

工作环境及技术指标

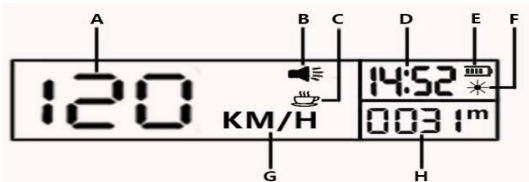
电源	DC 5V	工作温	-40℃ ~ +80℃
电池	400MA	太阳能充电	100MA
海拔误差	1—80M	外壳材质	ABS+PC耐高温材料
产品尺寸	70*59*59 (mm)	重量	203g

整机结构



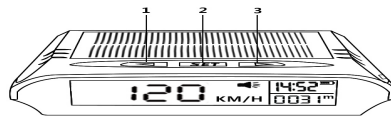
- 1-太阳能充电板。
- 2-显示屏主界面。
- 3-左开关键。
- 4-“SET”功能键，左开关键，右下档键。
- 5-右下档键。
- 6-ABS材质外壳。
- 7-USB接口，电量补偿。

显示界面及功能介绍



- A-速度显示。
- B-报警提示。
- C-疲劳驾驶提醒。
- D-时间显示。
- E-电量显示。
- F-太阳能充电提示。
- G-KM/MPH单位。
- H-车内温度海拔显示，海拔显示。（10S自动切换）

按键功能介绍



1*左键 2*SET键 3*右键

正常模式

1-左键短为开关键 2-SET键短为无效（长按5S进入设置模式） 3-右键短为声音开机键

设置模式

- 1-左键短按为加
- 2-SET键短按为设置切换（长按5s保存进入正常模式）
- 3-右键短按为减

设置功能介绍

1-时间设置。



2-速度补偿设置。



3-疲劳驾驶设置



4-超速报警设置。

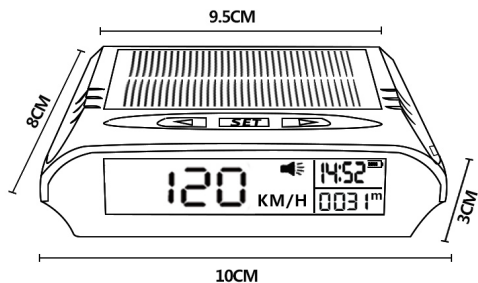


5-5 -KM-温度, MPH-华氏度按左右键切换。



长按SET键5S设定保存退出

设备尺寸



安装步骤

- 1-请将机器放置在车内中控台无遮挡位置，**确保**可正常采光，以便太阳能充电。
- 2-选定位置**后**，将防滑垫放在选定位置上，把机器放在防滑垫上。

售后服务

售后保修

整机自客户签收日起享有3年保修期，附件1年保修期。

保修方式

- 根据具体的故障情况对设备进行修理或更换；
- 我方保证所有更换的部件、附件或设备都是全新；
- 在客户收到产品90天内出现故障同时提供视频和图片，我方承担运费并免费提供相应配件给客户更换。收到产品超过90天，客户承担相应的费用，我方免费提供配件给客户更换；

以下情况不再免费保修范围

- 非正规渠道购买的产品；
- 未按产品说明书要求使用和维护造成的损坏；

声明：公司保留更改产品设计与规格的权利，届时恕不另行通知。实物外观与颜色可能与说明书中显示的有差别，请以实物为准。我们已尽最大努力力求使书中所有描述准确，但仍难免有不妥之处，如有疑问，请联系经销商或售后服务中心，本公司对产品拥有最终解释权，不承担任何因误解而产生的后果。

Copyright! No company or individual may copy or back up this specification in any form (electronic, mechanical, photocopying, recording or other forms) without the written consent of the company. This manual is specially designed for the use of the Company's products, and the Company does not assume any responsibility for all kinds of consequences caused by using it to guide the operation of other equipment.

The Company and its branches shall not be responsible for the expenses and expenses incurred by the Company and its branches for the abuse, misuse, self-modification or repair of the Equipment due to the accidental reasons of the user or a third party, or the damage or loss of the Equipment due to failure to comply with the Company's operation and maintenance requirements.

Official Statement: The purpose of other product names mentioned in this specification is to explain how the equipment is used, and the ownership of its registered trademark still belongs to the original company.

Please save this manual

Product Profile

S98 is a multi-functional vehicle-mounted GPS product, which is equipped with solar charging, 500MA battery, high-definition display screen and high-temperature resistant materials. This product is suitable for all models in the market (including large trucks, buses, commercial vehicles and cars). The product obtains satellite signal data through GPS/Beidou satellite dual-channel module, and the dual signals are more stable. The product features speed display, time display, longer standby time for solar charging, temperature display in the car, altitude display, fatigue driving reminder, speeding alarm, starting with the car and other advantages. The cool mini body design takes up less space and is also an interior decoration, which you deserve.

Features Main Functions

- 1* Speed Display
- 2* Time Display
- 3* Solar Charging
- 4* In-car Temperature Display
- 5* Altitude Display

Main Features

- 1* Adopt Bosch imported chips
- 2* Solar Charging Function
- 3* Mini Cool Body Design
- 4* High Definition Display
- 5* Display Brightness Automatic Adjustment
- 6* On-Board Start-Up

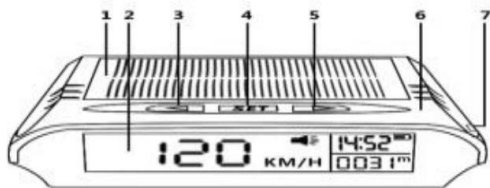
Alarm function

- 1. Overspeed alarm
- 2. The hour is the hour and the half is the hour
- 3. Tired driving reminder

Working Environment and Technical Indicators

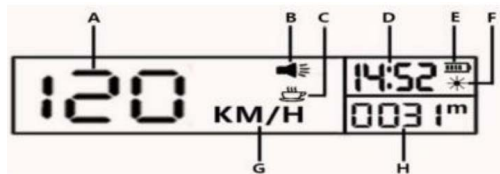
Power Supply	DC5V	Working temperature	-40°C~+80°C
Battery	400MA	Solar charging	100MA
Altitude error	1-80M	Product Size	70*59*59 (mm)
Weight	203g		
Shell material	ABS + PC High Temperature Resistant Material		

Complete Machine Structure



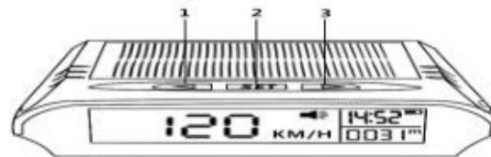
- 1-Solar charging panel.
- 2-The main interface of the display screen.
- 3-Left key.
- 4-"SET" function key, left is the power key, and the right is lower key.
- 5-Right lower key.
- 6-ABS housing.
- 7-USB interface, power compensation.

Introduction of Display Interface and Function



- A-Speed Display.
- B-Alarm.
- C-Tired Driving Reminder.
- D-Time Display.
- E-Electricity Display.
- F-Solar Charging Prompt.
- G-KM/MPH units.
- H-In-Car Temperature altitude display, altitude display. (10S automatic switch)

Introduction to Key Functions



1*Left, 2*SET, 3*Right

- 1-Left key is on key
- 2-SET key short is invalid (long press 5S to enter setting mode)
- 3-Right key short for sound startup key

Set Mode

- 1-Left key short press to add The short press of the
- 2-SET key switches to the setting (long press for 5s to save and enter the normal mode)
- 3-Right-click short to minus

Introduction to Setting Function

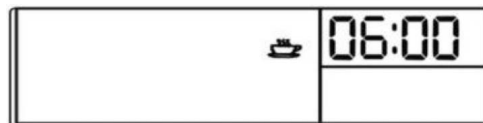
1-Time Setting.



2-Speed Compensation Setting.



3-Fatigue Driving Setting



4-Overspeed alarm setting.

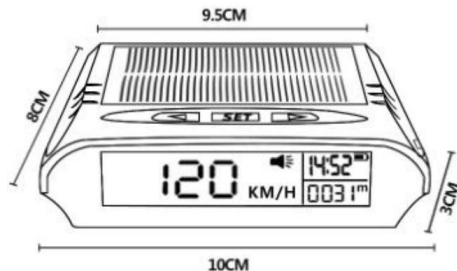


5- KM-temperature, MPH-Fahrenheit press left and right key switch.



Press SET key 5S for a long time to set save and exit

Equipment Sizes



Installation Steps

1-Please place the machine in an unobstructed position in the center console of the car to ensure normal lighting so that solar energy can be charged.

2-After selecting the position, place the anti-skid pad on the selected position and place the machine on the anti-skid pad.

After-sales service

After-sales warranty

The whole machine enjoys a 3-year warranty period from the date of receipt by the customer, and the attachment has a 1-year warranty period.

Warranty Method

*Repair or replace the equipment according to the specific fault conditions;

*We guarantee that all replaced parts, accessories or equipment are brand new.

*If the customer fails within 90 days after receiving the product, we will provide video and pictures at the same time. We will bear the freight and provide the corresponding accessories for the customer to replace free of charge. After receiving the product for more than 90 days, the customer will bear the corresponding expenses, and we will provide spare parts for the customer to replace free of charge.

The following conditions are no longer covered by free warranty.

* Products purchased through informal channels;

*Damage caused by not using and maintaining according to the requirements of the product specification;

*Statement: The Company reserves the right to change the product design and specifications without prior notice. The appearance and color of the physical object may differ from those shown in the instructions. Please refer to the physical object. We have tried our best to make all the descriptions in the manual accurate, but there are still some irregularities. In case of doubt, please contact the distributor or after-sales service center. The company has the final right to interpret the products and will not bear any consequences arising from misunderstanding.