

User Manual

Model: MX10

Thanks for purchasing the OBD hud. It can work on most gasoline cars after 2008. In case it can't work on your car, please contact with us according to the user manual end page information.

Specification:

Product name: Mirror HUD

Item number: MX10

Unit size:13.1*8*6cm

Connection: OBD2 cable

Speed unit: KMH (this version can not display MPH)

Cable length: 1.8M

Display Content: Speed, Oil consumption, RPM, Voltage, Clock, Coolant temperature.

Special Feature: Mirror lift automatically: Open and Close according to Car's ACC ON / OFF.

Package List:

- 1 X HUD Main Host
- 1 X 16-pin OBD cable
- 1 X Tool
- 1 X Non-slip mat
- 1 X Manuel
- 4 X cable fixer


Operation:

The hud only has one button. But it can be press in single time, long press in , up press or down press.

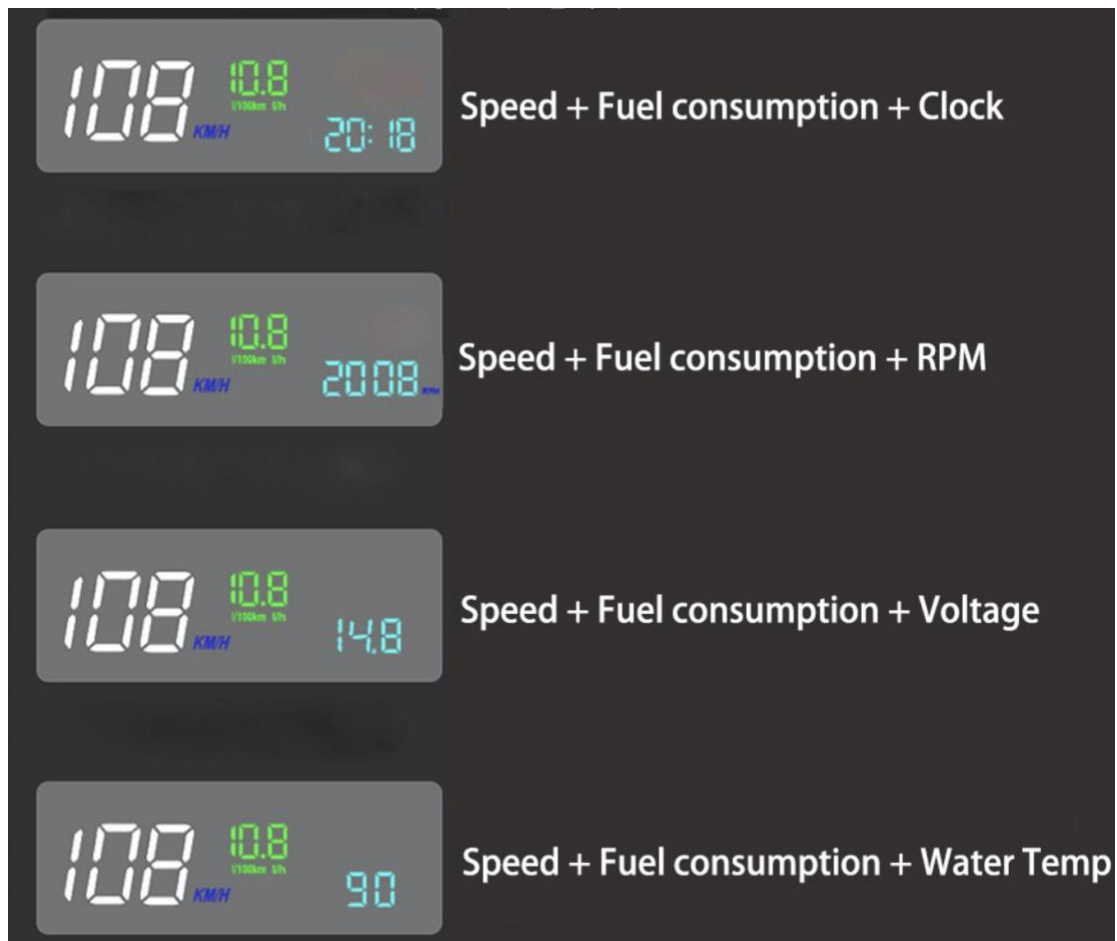
Long press in: the device can be ON or OFF.

Of course, the device can be on/ off automatically also when detect ACC is ON or OFF.)

Up press or down press: the screen angle will adjust.



Single press in: the interface function on the right side will switch between: time clock, RPM, voltage, and water temperature.



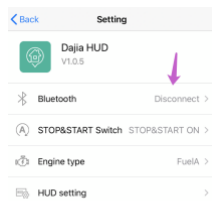
Attention:

If the device time is not the same as your car, please download app name: dadriving (for IOS system) or contact us to send you the android APK , or download android APK from our website: <http://www.vjoychina.com/hud-mx10-app-to-adjust-time-apk/>

Step 1: Open “dadriving”APP



Step 2: choose”HUD setting” , then choose” Bluetooth” and click the content under Bluetooth. It will be connected and adjust time automatically, and the setting is active forever.



Web: www.vjoychina.com Email: letita@vjoycar.com

Skype: vjoycar Whatsapp/wechat/mob: 0086-13632682960